
Professional Mixing Controller

PMC-05_{mkII}

OWNER'S MANUAL

CONGRATULATIONS!

ON YOUR NEW VESTAX MIXER. IT IS PURPOSE DESIGNED FOR TODAY'S MIXING TECHNIQUES.

CAUTION

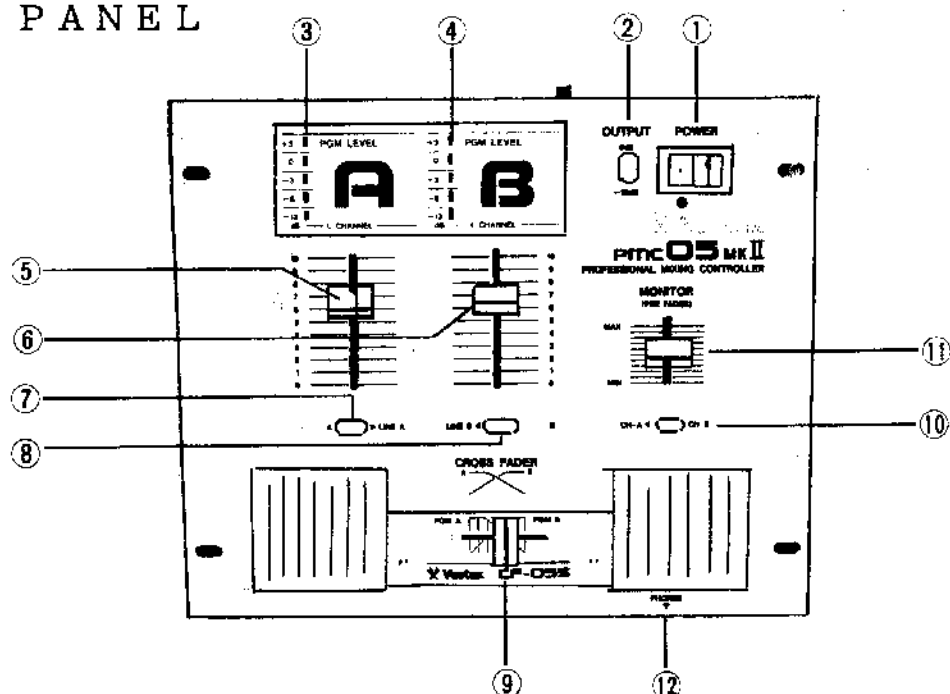
CARE SHOULD BE TAKEN WHEN USING THE SHORT (25MM) CROSSFADER. PERSISTANT JARRING AGAINST THE END STOP WILL RESULT IN DAMAGE TO THE FADER.

CROSSFADERS ARE USER REPLACEABLE AND ARE NOT GUARANTEED.



PART NAME & FUNCTION

FRONT PANEL



① POWER SWITCH

When power is on, LED lights to show you the status.

② OUTPUT LEVEL CHANGEOVER SWITCH

You can select nominal output level to -10dB or 0dB to match the input level of outside power amp. -10dB is recommended to hook up with hifi preamp, mixing board, and signal processors such equalizer. 0dB is recommended to connect with power amp.

③ & ④ PROGRAM LEVEL INDICATORS

They show input level of each source which is set by the input faders ⑤ and ⑥. PLEASE NOTE THAT EACH INDICATOR SHOWS LEVEL OF THE LEFT CHANNEL ONLY.

⑤ & ⑥ INPUT FADER A/B

It determines input level of each program.

⑦ & ⑧ INPUT SELECTOR A/B

For Channel A and B, you can select phono or line input with this switch. It can also be used as switch for "transformer" scratching.

⑨ CROSSFADER

You will get the sound of Program 1 only from the master output when it

is at extreme left. You will get the sound of Program 2 from the master output when it is at extreme right. At the center, you will get both sound.

*The PMC-05MKII can be applied with cartridge type Folders either the 20M/M or 45M/M.

⑩ MONITOR SELECT SWITCH

PMC-05 MKII adopts Program Monitor System.

In other words, when you use a pair of headphones and select CH-A of the switch, you will monitor monomixed Channel A sound from the left headphone, and mono-mixed master output from the right headphone.

For instance, if you want to monitor CH-A with headphones when you want to find out the cue point of a record, please set the crossfader to extreme right (CH-B side) and turn the select switch to CH-A. You can monitor the program even if the input fader is at 0 for PMC-05MKII adopts pre-fader monitor system. However, please note that you will monitor mixed sound if you connect two sets of inputs such as a turntable and a CD player.

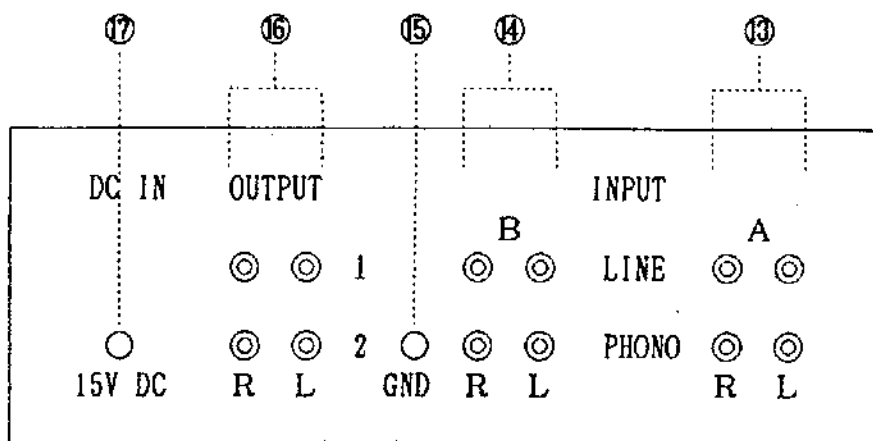
⑪ MONITOR FADER

It adjusts output level of headphone monitor.

⑫ HEADPHONE JACK

Connect Vestax KMX-1 or a pair of stereo headphones.

REAR PANEL



⑬ INPUT JACKS FOR CH-A

They are input jacks for CH-A program.

Please hook up a turntable with PHONO L/R and audio outputs of CD player, tape deck, laser disk player, rhythm machine or sampler.

⑭ INPUT JACKS FOR CH-B

They are input jacks for CH-B program.

● PHONO IN is designed for MM type cartridge only, and in case you want to use MC type, a phono amp. is required.

⑮ GROUND TERMINAL

Connect the earth cable from the turntable.

⑯ MASTER OUTPUT JACKS

Output 2 is in parallel with Output 1.

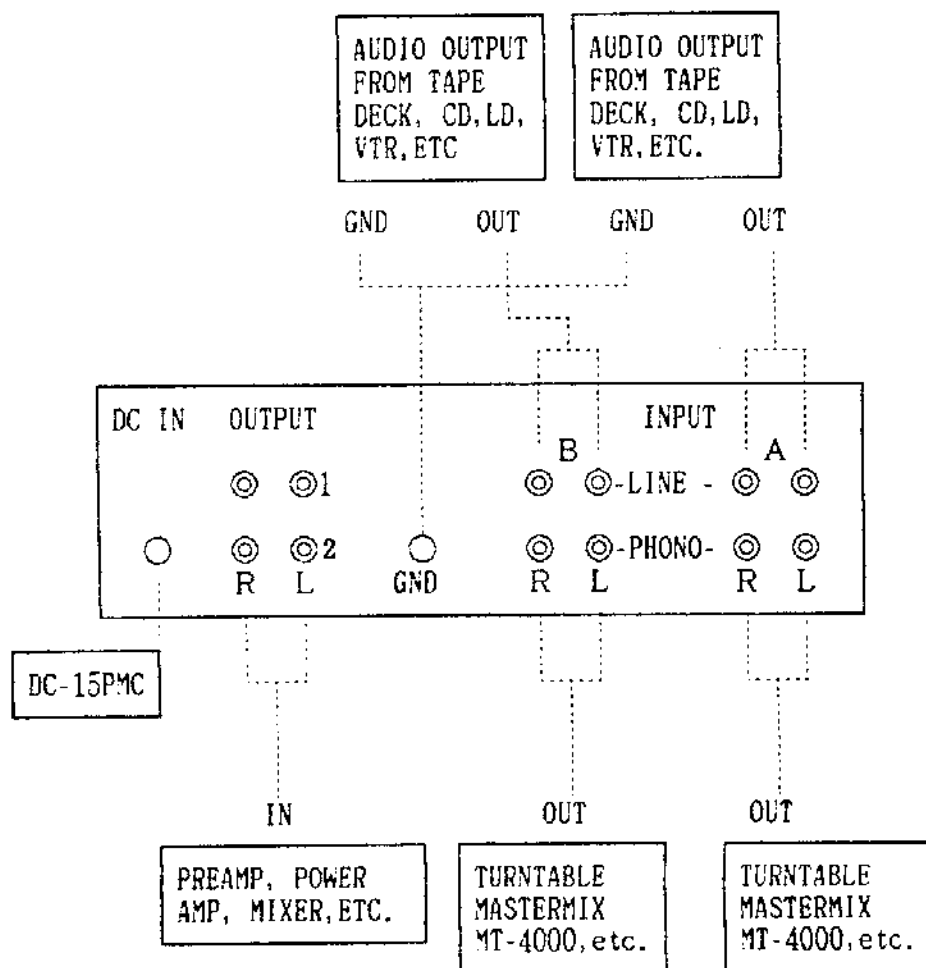
⑰ DC INPUT JACK

Please connect DC-15PMC adaptor or equivalent for power.

SPECIFICATIONS

- NOMINAL INPUT LEVEL/IMPEDANCE : LINE -10dB/50KΩ
PHONO -42dB/50KΩ
- MAXIMUM INPUT LEVEL : LINE +11dB
PHONO -20dB
- NOMINAL OUTPUT LEVEL : -10dB/0dB SELECTABLE
- MAXIMUM OUTPUT LEVEL : +13dB
- OUTPUT LOAD IMPEDANCE : 10KΩ or larger
- FREQUENCY RESPONSE : 20Hz~100KHz ±3dB (at -10dB OUTPUT)
- SOUND TO NOISE RATIO : Better than 85dB (JIS A WTD)
- DIMENSIONS : 225x75x185 WHD mm
- WEIGHT : 1.9KGS
- POWER : AC ADAPTOR DC-15PMC or equivalent
- OPTION : CROSSFADER UNIT CF-05R(45mm)CF-05S(20mm)

CONNECTION



SERVICE AND WARRANTY

PLEASE NOTE THAT NO USER SERVICEABLE PARTS ARE INSIDE THE UNITS.

If you have any trouble with the unit, please consult with you local dealer or distributor.

You might receive warranty information from them.

Vestax and distributors have no responsibility on damage to the unit and electric shock resulting from attempted repair by unauthorized person.

Warranty might varies from country to country for each distributor has its own warranty system in accordance with the

sate or country regulations.

Vestax has munufacturer's responsibility for the products by munufacturing country's regulations.

NOTE

Fader volume has its own life. Especially if you do scratching heavily with the crossfader, its life might end only in weeks or shorter.

In that case, it can be replaced with a new one. If you can buy optional CF-05R or CF-05S, you might be able to replace it easily.



2-37-1, KAMIJIMA, SETAGAYA-KU,
TOKYO, 154 JAPAN
TEL: 03(412)7011 FAX: 03(412)7013