

Vestax CF-PCV Pro2 KIT

CROSSFADER TYPE PCV (LONG LIFE)

INSTALLATION MANUAL

Head Office
1-18-6 Wakabayashi, Setagaya-ku, Tokyo 154-0023 Japan
Web: <http://www.vestax.com/>

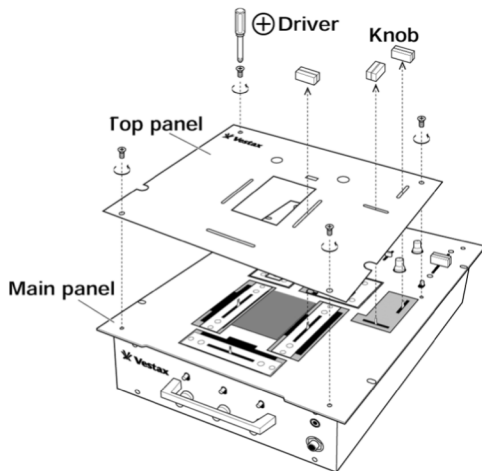
Vestax Global Support
csg@vestax.jp

Vestax Europe Support
info@vestax.net


Thank You for purchasing the Vestax Original Service Parts. Replacement parts only qualified expert. Please read this install manual carefully with SVM Vestax before installation this part for unit.

HOW TO REMOVE TOP PANEL

- 1 Remove each fader knobs and 4 screws which fix the top panel.
- 2 Remove the top panel.

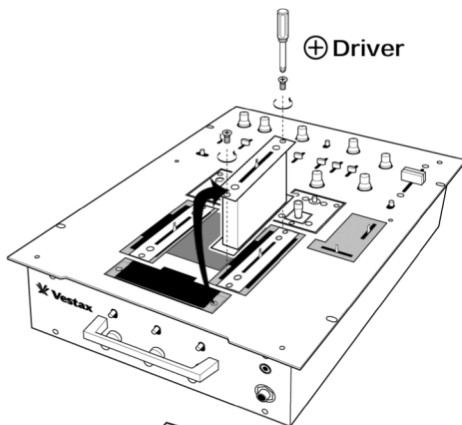


Note

Use a plus driver fitting screw.
Caution: When you change any parts, do not loose the screws with  marking.

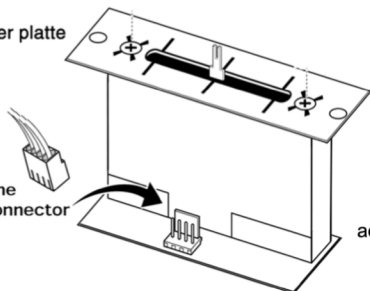
HOW TO REMOVE OLD FADER UNIT

- 1 Remove the two screws on the fader panel.
- 2 Remove the fader unit from position in mixer.
- 3 Carefully remove the multi-cable connector from fader unit.



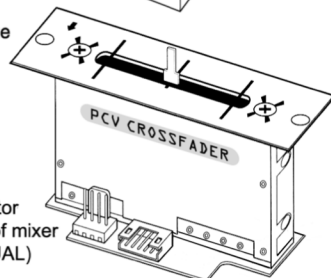
mounting cover platte

remove the multi-cable connector



mounting cover platte

insert the multi-cable conector according to the type of mixer (see SETUP MANUAL)



Vestax CF-PCV Pro2 KIT

CROSSFADER TYPE PCV (LONG LIFE)

SETUP MANUAL

Head Office

1-18-6 Wakabayashi, Setagaya-ku, Tokyo 154-0023 Japan
Web: <http://www.vestax.com/>

Vestax Global Support

csg@vestax.jp

Vestax Europe Support

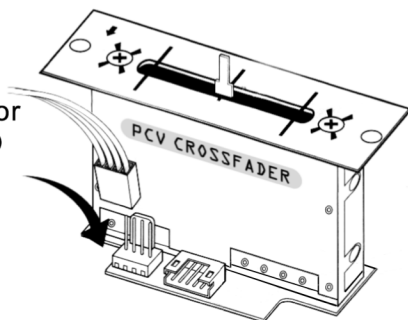
info@vestax.net

Depending on the type of your mixing console, connect the cable to the marked connector PMC or PCV.
Only the connector that belongs to the specified (PMC or PCV) is active. 2nd connector is not connected!

NOTICE: New version of CF-PCV Pro2 KIT is not equipped with a switch! The connection and use is determined by the choice of the "PCV" or "PMC" variant of CF-PCV crossfader.

PMC version (PMC-05Pro II, PMC-06Pro A, PMC-07Pro, PMC-07Pro ISP)

PMC connector
(4 PIN, MOLEX type)

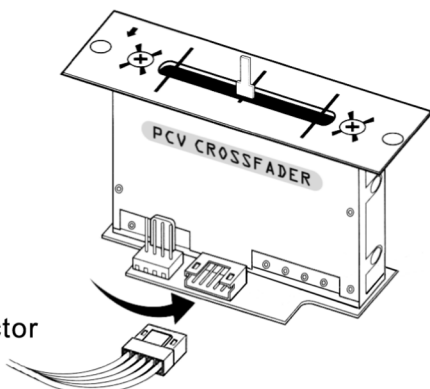


PMC version intended for

- PMC-05Pro
- PMC-05ProII
- PMC-05Pro III
- PMC-05Pro III VCA
- PMC-05 SL
- PMC-05 DX
- PMC-06Pro A
- PMC-06Pro VCA
- PMC-07Pro
- PMC-07PRO ISP
- PMC-500
- PMC-280
- QFO LE DX
- QFO LE
- QFO

PCV version (PCV-003, PCV-150, PCV-175, PCV-275)

PCV connector
(5 PIN, JST type)



PCV version intended for

- PCV-003
- PCV-150
- PCV-175
- PCV-180
- PCV-275
- PMC-250
- VMC-180
- VMC-180XL
- VMC-185XL
- VMC-002
- VMC-004
- VMC-002XL
- VMC-004XL
- VMC-004FX
- VMC-002XLu
- VMC-004XLu
- VMC-004FXu